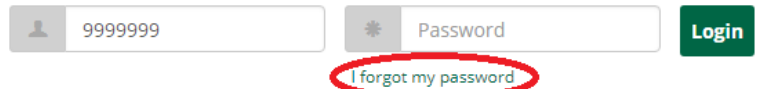


WISCONSIN LUTHERAN COLLEGE

How to Reset Your myWLC Password

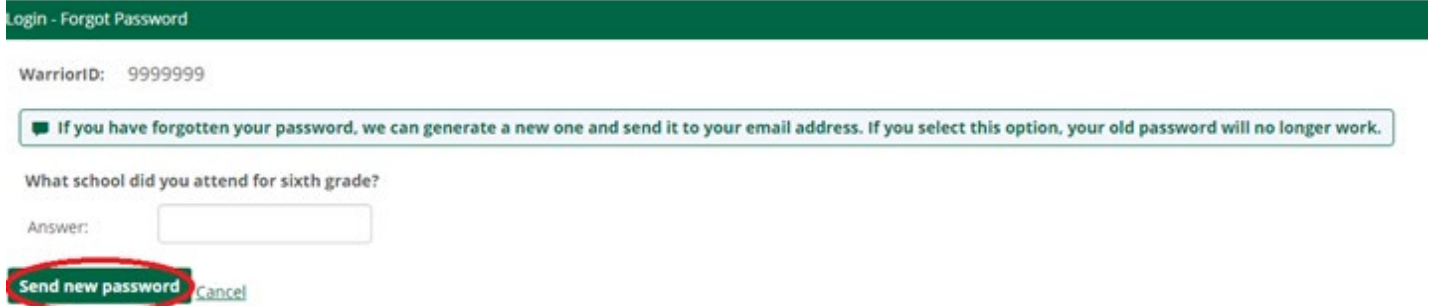
Step 1: Go to <https://my.wlc.edu/ics>. On the home screen, enter your Warrior ID number into the username box and click “I forgot my password,” as shown.



9999999 Password [I forgot my password](#) Login

Admissions Alumni

Step 2: Make sure it displays the correct ID number and answer your previously set, personal security questions. Click “Send new password.”



Login - Forgot Password

WarriorID: 9999999

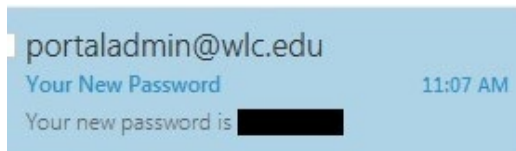
If you have forgotten your password, we can generate a new one and send it to your email address. If you select this option, your old password will no longer work.

What school did you attend for sixth grade?

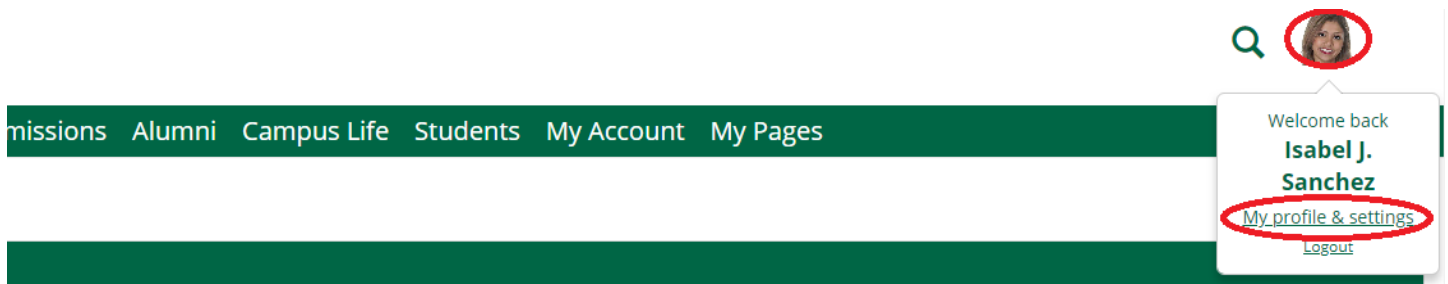
Answer:

[Send new password](#) [Cancel](#)

Step 3: Check your WLC email account for the temporary password, which will appear as shown below.



Step 4: Log into your account using that password and go to the My Profile & Settings page (accessed by clicking your profile picture at the top right corner of the webpage).



missions Alumni Campus Life Students My Account My Pages

Welcome back
Isabel J. Sanchez
[My profile & settings](#)
[Logout](#)

Step 5: Click Password & Privacy on the left side of the page and click the drop down arrow to the right of Change Password. Fill out the required fields and click “Save” to confirm your new password.

Academic information
Employment information
Settings
Password & privacy
My info card

Password

Change password [▼](#)
Your password must be between 4 and 16 characters long.

Campus directory and site search:

Toggle visibility for users searching for you in the campus directory and site wide search here. Setting this to "hide" will not hide you in all cases, depending on the role of the user and their relationship to you.